

LEDway® Series

LED High Output Street Light
Featuring BetaLED® Technology



LEDway® High Output Street Light

Cree Broadens Industry Leading LEDway Street Light Portfolio with New High Output Options

HIGH

Output

An unrivaled high lumen output street light, the LEDway High Output is designed to economically meet the higher illumination performance needs of freeways, expressways, and major roadways.

OPTICAL

Precision

Featuring our NanoOptic® Precision Delivery Grid™ optic, LEDway High Output is designed for application-based performance that delivers light precisely where it's needed. It's this optical precision that helps maximize energy savings.

VALUE-ADDED

Versatility

Adjustable output option allows lumen output and energy consumption to be easily adjusted in the field. The result, minimize inventory variation without sacrificing maximum energy savings.

EXCEPTIONAL

Reliability

Built in our state-of-the-art ISO9001 facility, the LEDway High Output is designed to provide more than a decade of near-maintenance free service. And it's backed by our industry-leading 10 year limited warranty.

Proven Performance. Optimized Optical Control.

LEDway® Series High Output street light with its unrivaled lumen output for roadway lighting expands the application range replacing up to 400W HPS. With industry-leading optimized optical control and adjustable output for versatility, the LEDway High Output street light significantly improves the economic value for the application.

PERFORMANCE SUMMARY

Utilizes BetaLED® Technology

NanoOptic® Precision Delivery Grid™ optic

Made in the U.S.A. of U.S. and imported parts

CRI: Minimum 70 CRI

CCT: 5700K (+/- 500K), 4000K (+/- 300K)

LIMITED WARRANTY: 10 years on luminaire /
10 years on Colorfast DeltaGuard® finish

CONSTRUCTION & MATERIALS

- Housing is all aluminum construction
- Terminal block for power input suitable for #2-#14 AWG wire
- Luminaire is designed to mount on a 2" (51mm) IP, 2.375" (60mm) O.D. horizontal tenon and / or a 1.25" (32mm) IP, 1.66" (42mm) O.D. horizontal tenon (minimum 8" [203mm] in length) and is adjustable + / - 5° to allow for luminaire leveling (two axis T-level included)
- Exclusive Colorfast DeltaGuard® finish features an E-Coat epoxy primer with an ultra-durable powder topcoat, providing excellent resistance to corrosion, ultraviolet degradation and abrasion. Silver, bronze, black, white, and platinum bronze are available

ELECTRICAL SYSTEM

- Input Voltage: 120-277V, 50 / 60Hz, Class 1 drivers
- Power Factor: > 0.9 at full load
- Total Harmonic Distortion: < 20% at full load
- Quick disconnect harness suitable for mate and break under load provided on power feed to driver for ease of maintenance
- Integral 10kV surge suppression protection standard
- To address inrush current, slow blow fuse or type C / D breaker should be used

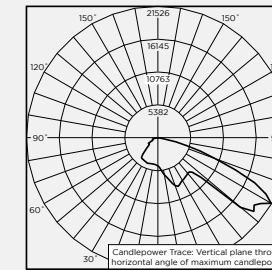
REGULATORY & VOLUNTARY QUALIFICATIONS

- cULus Listed
- Suitable for wet locations
- Consult factory for CE Certified products
- Pending CALTrans 611 Vibration testing
- Pending certification to ANSI C136.31-2001, 3G bridge and overpass vibration standards
- 10K surge suppression protection tested in accordance with IEEE / ANSI C62.41.2
- Luminaire and finish are endurance tested to withstand 5,000 hours of elevated ambient salt fog as defined in ASTM Standard B 117
- Meets Buy American requirements within ARRA

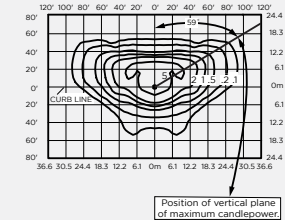
PHOTOMETRY

STR-LWY-2ME-**-2-F-UL-A-40K

ITL Report Test #: 79718



Initial Delivered Lumens : 26,734

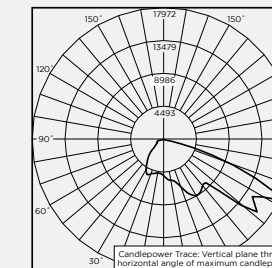


Mounting Height: 25' (7.6m) A.F.G.
Initial Delivered Lumens : 25,000
Initial FC at grade

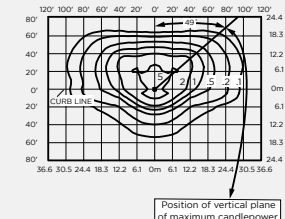
PHOTOMETRY

STR-LWY-3ME-**-2-F-UL-A-40K

ITL Report Test #: 79702



Initial Delivered Lumens : 26,399



Mounting Height: 25' (7.6m) A.F.G.
Initial Delivered Lumens : 24,500
Initial FC at grade

All published luminaire photometric testing performed to IESNA LM-79-08 standards by a NVLAP certified laboratory. For exact photometric data please reference our available spec sheets and IES test results at: www.cree.com/lighting.

LEDWAY® HIGH OUTPUT - DOUBLE MODULE



LEDWAY® HIGH OUTPUT

LED STREET LIGHT

- 25,000 lumens, 274W, 40K, 2ME
- 26,800 lumens, 274W, 57K, 2ME
- 24,500 lumens, 274W, 40K, 3ME
- 26,300 lumens, 274W, 57K, 3ME

Dimensions: L 34.9" x W 10.6" x H 4.7"

